

DUAL ROW LED LIGHT BARS



- Uses 3W CREE LED's
- Color Temperature: 6000K
- Flood & Spot Beam Pattern
- Die Cast Aluminum Housing & Bracket
- Polycarbonate Lens
- Stainless Hardware
- IP67 Waterproof Rating
- Input Voltage: 10-30VDC

8" LED Light Bar - Spot/Flood Combo	12 - 3W CREE LEDs	2,880 Raw Lumens	36 Watts	PART# HEDR8
14" LED Light Bar - Spot/Flood Combo	24 - 3W CREE LEDs	5,760 Raw Lumens	72 Watts	PART# HEDR14
22" LED Light Bar - Spot/Flood Combo	40 - 3W CREE LEDs	9,600 Raw Lumens	120 Watts	PART# HEDR22
30" LED Light Bar - Spot/Flood Combo	60 - 3W CREE LEDs	14,400 Raw Lumens	180 Watts	PART# HEDR30
42" LED Light Bar - Spot/Flood Combo	80 - 3W CREE LEDs	19,200 Raw Lumens	240 Watts	PART# HEDR42
50" LED Light Bar - Spot/Flood Combo	96 - 3W CREE LEDs	23,040 Raw Lumens	288 Watts	PART# HEDR50

DUAL ROW BLACKOUT SERIES LED LIGHT BARS



- Uses 3W CREE LED's
- Color Temperature: 6000K
- Flood & Spot Beam Pattern
- Die Cast Aluminum Housing & Bracket
- Polycarbonate Lens
- Stainless Hardware
- IP67 Waterproof Rating
- Input Voltage: 10-30VDC

8" LED Light Bar - Spot/Flood Combo	12 - 3W CREE LEDs	2,880 Raw Lumens	36 Watts	PART# HEBDR8
14" LED Light Bar - Spot/Flood Combo	24 - 3W CREE LEDs	5,760 Raw Lumens	72 Watts	PART# HEBDR14
22" LED Light Bar - Spot/Flood Combo	40 - 3W CREE LEDs	9,600 Raw Lumens	120 Watts	PART# HEBDR22
30" LED Light Bar - Spot/Flood Combo	60 - 3W CREE LEDs	14,400 Raw Lumens	180 Watts	PART# HEBDR30
42" LED Light Bar - Spot/Flood Combo	80 - 3W CREE LEDs	19,200 Raw Lumens	240 Watts	PART# HEBDR42
50" LED Light Bar - Spot/Flood Combo	96 - 3W CREE LEDs	23,040 Raw Lumens	288 Watts	PART# HEBDR50

DUAL ROW CURVED LED LIGHT BARS



- Uses 3W CREE LED's
- Color Temperature: 6000K
- Flood & Spot Beam Pattern
- Die Cast Aluminum Housing & Bracket
- Polycarbonate Lens
- Stainless Hardware
- IP67 Waterproof Rating
- Input Voltage: 10-30VDC

22" LED Light Bar - Spot/Flood Combo	40 - 3W CREE LEDs	9,600 Raw Lumens	120 Watts	PART# HEDRC22
30" LED Light Bar - Spot/Flood Combo	60 - 3W CREE LEDs	14,400 Raw Lumens	180 Watts	PART# HEDRC30
42" LED Light Bar - Spot/Flood Combo	80 - 3W CREE LEDs	19,200 Raw Lumens	240 Watts	PART# HEDRC42
50" LED Light Bar - Spot/Flood Combo	96 - 3W CREE LEDs	23,040 Raw Lumens	288 Watts	PART# HEDRC50
54" LED Light Bar - Spot/Flood Combo	100 - 3W CREE LEDs	24,000 Raw Lumens	300 Watts	PART# HEDRC54

DUAL ROW BLACKOUT SERIES CURVED LED LIGHT BARS



- Uses 3W CREE LED's
- Color Temperature: 6000K
- Flood & Spot Beam Pattern
- Die Cast Aluminum Housing & Bracket
- Polycarbonate Lens
- Stainless Hardware
- IP67 Waterproof Rating
- Input Voltage: 10-30VDC

22" LED Light Bar - Spot/Flood Combo	40 - 3W CREE LEDs	9,600 Raw Lumens	120 Watts	PART# HEBDRC22
30" LED Light Bar - Spot/Flood Combo	60 - 3W CREE LEDs	14,400 Raw Lumens	180 Watts	PART# HEBDRC30
42" LED Light Bar - Spot/Flood Combo	80 - 3W CREE LEDs	19,200 Raw Lumens	240 Watts	PART# HEBDRC42
50" LED Light Bar - Spot/Flood Combo	96 - 3W CREE LEDs	23,040 Raw Lumens	288 Watts	PART# HEBDRC50
54" LED Light Bar - Spot/Flood Combo	100 - 3W CREE LEDs	24,000 Raw Lumens	300 Watts	PART# HEBDRC54

SLIMLINE SERIES SINGLE ROW LED LIGHT BARS



- Uses 3W OSRAM LED's
- Color Temperature: 6000K
- Flood & Spot Beam Pattern
- Die Cast Aluminum Housing & Bracket
- Polycarbonate Lens
- Stainless Hardware
- IP67 Waterproof Rating
- Input Voltage: 10-30VDC

5.5" LED Light Bar - Flood Pattern	3 - 3W OSRAM LEDs	810 Raw Lumens	.4A Draw	PART# HESL550
9.25" LED Light Bar - Flood Pattern	6 - 3W OSRAM LEDs	1620 Raw Lumens	.9A Draw	PART# HESL914
20.25" LED Light Bar - Spot/Flood Combo	15 - 3W OSRAM LEDs	4050 Raw Lumens	2.4A Draw	PART# HESL2014
32" LED Light Bar - Spot/Flood Combo	24 - 3W OSRAM LEDs	6480 Raw Lumens	4A Draw	PART# HESL32
39.25" LED Light Bar - Spot/Flood Combo	30 - 3W OSRAM LEDs	8100 Raw Lumens	4.9A Draw	PART# HESL3912
50.75" LED Light Bar - Spot/Flood Combo	39 - 3W OSRAM LEDs	10530 Raw Lumens	6.5A Draw	PART# HESL5034

TRIPLE ROW LED LIGHT BARS



- Uses 3W OSRAM LED's
- Color Temperature: 6000K
- Flood & Spot Beam Pattern
- Die Cast Aluminum Housing & Bracket
- Polycarbonate Lens
- Stainless Hardware
- IP67 Waterproof Rating
- Input Voltage: 10-30VDC

10" LED Light Bar - Flood Pattern	20 - 3W OSRAM LEDs	4800 Raw Lumens	3.2A Draw	PART# HETR10
20" LED Light Bar - Spot/Flood Combo	40 - 3W OSRAM LEDs	9600 Raw Lumens	6.7A Draw	PART# HETR20
50" LED Light Bar - Spot/Flood Combo	100 - 3W OSRAM LEDs	24000 Raw Lumens	18A Draw	PART# HETR50

DUAL ROW INFINITE SERIES RGB LIGHT BARS



- RGB LEDs
 - Color Temperature: 6000K
 - Spot Beam Pattern
 - Die Cast Aluminum Housing & Bracket
 - Polycarbonate Lens
 - Stainless Hardware
 - IP67 Waterproof Rating
 - Input Voltage: 10-30VDC
- Requires HE-CBRGB Controller For RGB Functionality*

8" RGB Light Bar - Spot Beam Pattern	12 LEDs	2,280 Raw Lumens	18 Watts	PART# HEINFIN8
14" RGB Light Bar - Spot Beam Pattern	24 LEDs	4,560 Raw Lumens	36 Watts	PART# HEINFIN14
22" RGB Light Bar - Spot Beam Pattern	40 LEDs	7,600 Raw Lumens	60 Watts	PART# HEINFIN22
30" RGB Light Bar - Spot Beam Pattern	56 LEDs	10,640 Raw Lumens	84 Watts	PART# HEINFIN30
40" RGB Light Bar - Spot Beam Pattern	76 LEDs	14,440 Raw Lumens	114 Watts	PART# HEINFIN40
50" RGB Light Bar - Spot Beam Pattern	96 LEDs	17,100 Raw Lumens	144 Watts	PART# HEINFIN50
WiFi Controller (via Heise RGB App), 8 Outputs				PART# HECBRGB

PROTECTIVE LENS COVERS

- Polycarbonate Protective Lens Covers for HEISE Light Bars
- 2 Sizes Can Be Combined Together To Suit Straight Light Bars

HEDR8	Use (1) HESLC1 Cover
HEDR14	Use (2) HESLC1 Covers
HEDR22	Use (2) HESLC1 Covers and (1) HESLC2 Cover
HEDR30	Use (5) HESLC1 Covers
HEDR42	Use (4) HESLC1 Covers and (2) HESLC2 Cover
HEDR50	Use (8) HESLC1 Covers



6" Wide Lens Cover for HEDR_	Amber	PART# HESLC1A
6" Wide Lens Cover for HEDR_	Blue	PART# HESLC1BL
6" Wide Lens Cover for HEDR_	Clear	PART# HESLC1C
6" Wide Lens Cover for HEDR_	Green	PART# HESLC1G
6" Wide Lens Cover for HEDR_	Red	PART# HESLC1R
8" Wide Lens Cover for HEDR_	Amber	PART# HESLC2A
8" Wide Lens Cover for HEDR_	Blue	PART# HESLC2BL
8" Wide Lens Cover for HEDR_	Clear	PART# HESLC2C
8" Wide Lens Cover for HEDR_	Green	PART# HESLC2G
8" Wide Lens Cover for HEDR_	Red	PART# HESLC2R

LIGHT BAR AND CUBE LIGHT BRACKETS

HEJLAPB JL A-Pillar Bracket

- 2018+ Wrangler JL A-Pillar Bracket
- Fits 50" Straight Bar
- 2 Post Mounts For Cube Lights
- Includes Gaskets & Mounting Hardware



HEJKAPB JK A-Pillar Bracket

- 2007-2017 Wrangler JK A-Pillar Bracket
- Fits 50" Straight Bar
- Includes Gaskets & Mounting Hardware



HEJKHMB JK Hood Bracket

- 2007-2017 Wrangler JK Hood Bracket
- Fits 22" Straight Bar
- Includes Gaskets & Mounting Hardware



HEJKPMLB JK Windshield Bracket

- 2007-2017 Wrangler JK Windshield Bracket
- Fits Cube, Work and Driving Lights
- Includes Gaskets & Mounting Hardware



HEFDBK1 F150 Windshield Bracket

- 2004-2014 F150 Windshield Bracket
- Fits 54" Curved Bar
- Includes Gaskets & Mounting Hardware



HEFDBK2 Super Duty Windshield Bracket

- 1999-2014 Ford Super Duty Windshield Bracket
- Fits 54" Curved Bar
- Includes Gaskets & Mounting Hardware



HEGMBK5 Silverado/Sierra Windshield Bracket

- 2007-2013 GM Silverado / Sierra Windshield Bracket
- Fits 50" Curved Bar
- Includes Gaskets & Mounting Hardware



HEGMBK8 Silverado/Sierra Windshield Bracket

- 2014-2018 GM Silverado / Sierra Windshield Bracket
- Fits 50" Curved Bar
- Includes Gaskets & Mounting Hardware



HEDGBK4 RAM Windshield Bracket

- 2009-2015 RAM 1500 / 2500 / 3500 Windshield Bracket
- Fits 50" Curved Bar
- Includes Gaskets & Mounting Hardware



MPSB05 UTV Light Brackets

- 2011-2015 RZR 900
- 2014-2015 RZR XP 1000
- 2014-2017 RZR XP 1000 / RZR XP 4 1000
- Holds 40" Straight or Curved Light Bar and 2 3/4" Cube and Round Lights



MPSB06 UTV Light Brackets

- 2009-2017 RZR
- 2014-2017 Honda Pioneer
- 2016-2017 Yamaha Wolverine
- 2014-2018 Yamaha Viking
- Holds 2 3/4" Cube and Round Lights



MPSB07 UTV Light Brackets

- 2016-2018 Yamaha YXZ 1000R
- Holds 2 3/4" Cube and Round Lights



MPSB08 UTV Light Brackets

- 2016-2017 Yamaha YXZ 1000R (OEM Roof)
- Holds 40"-42" Straight or Curved Light Bar



MPSB09 UTV Light Brackets

- 2011-2018 Polaris RZR
- (2015 RZR 900 Stock Roll Cage Only)
- Holds 30"-32" Straight or Curved Light Bar



MPSB10 UTV Light Brackets

- 2013-2018 Can-Am X3
- (2017+ with Stock Roll Cage Only)
- Holds 50" Straight or Curved Light Bar



MPSB11 UTV Light Brackets

- 2013-2017 Ranger
- 2011-2017 RZR 570, 800, 900, 1000, XP, 4
- Holds 2pr Of 2 3/4" Cube and Round Lights



ROLL BAR MOUNTS



HERBM1	1" Roll Bar Mounts
HERBM125	1-1/4" Roll Bar Mounts
HERBM150	1-1/2" Roll Bar Mounts
HERBM175	1-3/4" Roll Bar Mounts
HERBM2	2" Roll Bar Mounts
HERBM250	2-1/2" Roll Bar Mounts
HERBM3	3" Roll Bar Mounts

- Use With Heise Light Bars & Work Lights
- Includes Gaskets & Mounting Hardware

REPLACEMENT LIGHT BAR BRACKETS



HERMBK	SR/SRC/DR/DRC Light Bar Brackets
HERSLBK	SLIMLINE Light Bar Brackets

RUBBER LIGHT BAR DAMPERS

- Reduces vibration noise
- Friction fit into place



HELBD	Rubber Light Bar Dampers
-------	--------------------------


ACTION CAMERA BRACKET FOR LIGHT BARS



HEACB	Camera Bracket
-------	----------------

- Can be attached to BDR series, DR Series, or SR Series light bars
- Bracket accommodates most action cameras with slide-to-lock mount
- Black Polycarbonate Construction

FIBER OPTIC / LED WHIPS



MPSCRGBWHIP4	4' LED Whip - RGB
MPSCRGBWHIP6	6' LED Whip - RGB

MPSCFORGBWHIP4	4' Fiber Optic Whip - RGB
MPSCFORGBWHIP6	6' Fiber Optic Whip - RGB

MPSFOBWHIP4	4' Fiber Optic Whip - Blue
MPSFOGWHIP4	4' Fiber Optic Whip - Green
MPSFOOWHIP4	4' Fiber Optic Whip - Orange
MPSFOPWHIP4	4' Fiber Optic Whip - Pink
MPSFORWHIP4	4' Fiber Optic Whip - Red

MPSFOBWHIP6	6' Fiber Optic Whip - Blue
MPSFORWHIP6	6' Fiber Optic Whip - Red

- 11-14VDC Operation
- Quick Release Bracket w/Rubber Cap
- ATC Fuseholder
- RGB Version Includes Interface For RGB App Control



MPSWHIPM	Roll Cage Whip Mount
----------	----------------------

- Includes Rubber Inserts For 1-1/2", 1-3/4", 1-7/8" and 2" Tubes
- Made From Powder Coated Billet Aluminum
- Adjustable Angles

LED CUBE LIGHTS & ACCESSORIES



HECL1 2" Flood Cube

- Uses 1 - 10W CREE LED
- Raw Lumens: 600
- 40° Flood Beam Pattern
- Aluminum Body w/Polycarbonate Lens
- IP67 Waterproof Rating
- 10VDC - 30VDC, 10 Watt Current Draw



HEFMCL2 3" Flush Mount Flood

- Uses 4 - 3W CREE LEDs
- Raw Lumens: 960; Color Temp: 6000K
- 90° Flood Beam Pattern
- Aluminum Body w/Polycarbonate Lens
- IP67 Waterproof Rating
- 10VDC - 30VDC, 12 Watt Current Draw



HEBCL2S 3" Spot Cube

- Uses 4 - 3W CREE LEDs
- Raw Lumens: 960; Color Temp: 6000K
- 5° Spot Beam Pattern
- Aluminum Body w/Polycarbonate Lens
- IP67 Waterproof Rating
- 10VDC - 30VDC, 16 Watt Current Draw



HEBFMCL2 3" Flush Mount Flood

- Uses 4 - 3W CREE LEDs
- Raw Lumens: 960; Color Temp: 6000K
- 90° Flood Beam Pattern
- Aluminum Body w/Polycarbonate Lens
- IP67 Waterproof Rating
- 10VDC - 30VDC, 12 Watt Current Draw



HEBCL22PK 2 Flood Light Kit

- Includes (2) HEBCL2 3" LED Cube Flood Lights
- Includes HEDLWH1 Dual Light Wiring Harness
- Uses 4 - 3W CREE LEDs Each
- Lumen Flux: 960 Each
- 90° Flood Beam Pattern



HEFMCL3 3" Flush Mount Flood

- Uses 6 - 3W CREE LEDs
- Raw Lumens: 1440; Color Temp: 6000K
- 90° Flood Beam Pattern
- Aluminum Body w/Polycarbonate Lens
- IP67 Waterproof Rating
- 10VDC - 30VDC, 18 Watt Current Draw



HEBCL2S2PK 2 Spot Light Kit

- Includes (2) HEBCL2S 3" LED Cube Spot Lights
- Includes HEDLWH1 Dual Light Wiring Harness
- Uses 4 - 3W CREE LEDs Each
- Lumen Flux: 960 Each
- 5° Spot Beam Pattern



HESLWH1 1 Lamp Harness & Switch

- Universal Plug & Play Wiring Harness
- 2 Pin DT Connector (DT - 150W or less)
- On/Off Rocker Switch
- 12V Relay, 30A Fuse w/Waterproof Fuse Holder
- For One Cube Light Or Light Bar 22" Or Smaller



HECL2S2PK 2 Spot Light Kit

- Includes (2) HECL2S 3" LED Cube Spot Lights
- Includes HEDLWH1 Dual Light Wiring Harness
- Uses 4 - 3W CREE LEDs
- Lumen Flux: 960
- 5° Spot Beam Pattern



HEDLWH1 2 Lamp Harness & Switch

- Universal Plug & Play Wiring Harness
- 2 Pin DT Connectors (DT - 150W or less)
- On/Off Rocker Switch
- 12V Relay, 30A Fuse w/Waterproof Fuse Holder
- For Two Cube Lights Or Light Bars 22" Or Smaller



HECL3S2PK 2 Spot Light Kit

- Includes (2) HECL3S 3" LED Cube Spot Lights
- Includes HEDLWH1 Dual Light Wiring Harness
- Uses 6 - 3W CREE LEDs
- Lumen Flux: 1,440
- 5° Spot Beam Pattern



HESLWH2 1 Lamp Harness & Switch

- Universal Plug & Play Wiring Harness
- 2 Pin ATP Connector (ATP - 160W or more)
- On/Off Rocker Switch
- 12V Relay, 30A Fuse w/Waterproof Fuse Holder
- For One Light Bar 30" Or Larger



HEICL2 3" RGB Spot Cube

HEICL2PK 3" RGB Spot Cube

- Wattage: 13W
- Raw Lumens: 1080; Color Temp: 6000K
- 8° Spot Beam Pattern
- Aluminum Body w/Polycarbonate Lens
- IP67 Waterproof Rating
- 10VDC - 30VDC

Requires HE-CBRGB Controller For RGB Functionality



HECLLA Amber

HECLLBL Blue

- Protective Lens Cover Fits: HECL2, HECL3, HEMCL2, HEMCL3

LED DRIVING LIGHTS



HEDL2 3.5" Driving Light

HEDLC35 Optional Black Cover

- Uses 6 - 3W OSRAM LEDs
- Raw Lumens: 1440; Color Temp: 6000K
- 8° Spot Beam Pattern
- Aluminum Body w/Polycarbonate Lens
- IP67 Waterproof Rating
- 10VDC - 30VDC, .9A Current Draw



HEDL3 5" Driving Light

HEDLC5 Optional Black Cover

- Uses 8 - 3W OSRAM LEDs
- Raw Lumens: 1920; Color Temp: 6000K
- 26° Spot Beam Pattern
- Aluminum Body w/Polycarbonate Lens
- IP67 Waterproof Rating
- 10VDC - 30VDC, 1.3A Current Draw



HEDL5 9" Driving Light

HEDLC9 Optional Black Cover

- Uses 25 - 3W OSRAM LEDs
- Raw Lumens: 6000; Color Temp: 6000K
- 26° Spot Beam Pattern
- Aluminum Body w/Polycarbonate Lens
- IP67 Waterproof Rating
- 10VDC - 30VDC, 4.4A Current Draw



HEDL6 7" Driving Light

HEDLC7 Optional Black Cover

- Uses 6 - 10W CREE LEDs
- Raw Lumens: 4800; Color Temp: 6000K
- 26° Spot Beam Pattern w/Halo Outer Ring
- Aluminum Body w/Polycarbonate Lens
- IP67 Waterproof Rating
- 10VDC - 30VDC, 3.2A Current Draw



HEDL8 5.5" Driving Light

- Uses 24 - 3W CREE LED
- Raw Lumens: 5760; Color Temp: 6500K
- 20° Spot Beam Pattern
- Aluminum Body w/Polycarbonate Lens
- IP67 Waterproof Rating
- 10VDC - 30VDC, 3.2A Current Draw



HEDL1 6" Driving Light

- Uses 6 - 3W OSRAM LEDs
- Raw Lumens: 1440; Color Temp: 6000K
- 25° Spot Beam Pattern
- Aluminum Body w/Polycarbonate Lens
- IP67 Waterproof Rating
- 10VDC - 30VDC, .9A Current Draw



HEFMDL1 6" Flush Mount Driving Light

SAME AS HEDL1, BUT FLUSH MOUNT

- Uses 6 - 3W OSRAM LEDs
- Raw Lumens: 1440; Color Temp: 6000K



HEARB2 Angled Rubber Base

Angled Rubber Base For HEFMDL1



HEDL12 2" Driving Light

- Uses 1 - 10W CREE LED
- Raw Lumens: 600; Color Temp: 6000K
- 60° Flood Beam Pattern
- Aluminum Body w/Polycarbonate Lens
- IP67 Waterproof Rating
- 10VDC - 30VDC, .6A Current Draw

LED WORK LIGHTS



HEWL1 Rectangle Work Light

- 3.65" x 2" Rectangle
- Uses 33 - .2W CREE LEDs
- Raw Lumens: 726; Color Temp: 6000K
- 120° Flood Pattern
- Aluminum Body w/Polycarbonate Lens
- IP67 Waterproof Rating
- 10VDC - 30VDC, .3A Current Draw



HEWL2 Dual Work Light

- 3.65" x 1.75" Rectangular
- Uses 2 - 5W CREE LEDs
- Raw Lumens: 800; Color Temp: 6000K
- 90° Flood Pattern
- Aluminum Body w/Polycarbonate Lens
- IP67 Waterproof Rating
- 10VDC - 30VDC, .4A Current Draw



HEWL3 4.75" Work Light

HEWLC475 Optional Black Cover

- 4.75" Diagonal
- Uses 9 - 10W CREE LEDs
- Raw Lumens: 7200; Color Temp: 6000K
- 90° Flood Pattern
- Aluminum Body w/Polycarbonate Lens
- IP67 Waterproof Rating
- 10VDC - 30VDC, 4.6A Current Draw



HEPL1 6x6.5" Work Light

- 6" x 6.5" Dual Row Magnetic Work Light
- Uses 6 - 1.5W OSRAM LEDs
- Raw Lumens: 3030; Color Temp: 6000K
- 60° Flood Pattern
- Aluminum Body w/Polycarbonate Lens
- Magnetic Base & Adjustable Handle
- 10VDC - 28VDC
- 2.5 Hour Charge (Cigarette Lighter Adapter Incl.)
- 3 Levels Of Intensity And Strobe Feature
- Level 1: 240lm, Up to 9 Hours
- Level 2: 480lm, Up to 6.5 Hours
- Level 3: 720lm, Up to 3.5 Hours

LIGHT BAR AND CUBE LIGHT ACCESSORIES



HERRS Round Rocker Switch

Illuminated Red Round Rocker Switch



HEATPPIGTAIL ATP Connectors

10Pk ATP Connectors For Lightbars 160W or greater



HEDTPIGTAIL ATP Connectors

10Pk DT Connectors For Lightbars 150W or less



HEDTSPLIT 2 Light Connector

Connect 2 lights or light bars 150 watts total or less and add the HESLWH1 wiring harness to be plug and play.



HEWRC Wireless Remote

- Universal Plug & Play Connection
- Interface Box Plugs In To Heise Wire Harnesses In Place Of Rocker Switch
- 433MHz, 50M Effective Distance
- On/Off, 9 Flash Patterns, SOS Emergency Mode



HEWRRK RF Remote & Relay Harness

- Use With Any Heise Light Bar, Driving Light, or Work Light
- 9 Function Remote Control
- No Need To Run Wires Into The Vehicle
- Simple 2-Wire Connection
- Sealed Box Can Be Mounted In Engine Compartment



HEEYHK RF Remote & Relay Harness

- Use With HEWRRK. Allows 2 Heise Light Bars, Driving Lights, or Work Lights With 240 Watts Or Less (Each) To Be Used With The HEWRRK.


LED HEADLIGHT REPLACEMENT KITS



- New Improved Brighter Design!
- 2nd Generation LED Chipset
- 25 Watts Per Bulb, 6000 Lumens
- Compact Radial Heatsink With Internal Voltage & Current Monitoring
- Rotatable Bulb To Adjust Beam Pattern (14 of 20 Models)
- Easier To Install
- 6500K Color Temperature, Includes Films For 3000K & 8000K
- IP67 Rated

HE5202LEDKIT	5202	6500 Kelvin
HE9004LEDKIT	9004	6500 Kelvin
HE9005LEDKIT	9005	6500 Kelvin
HE9006LEDKIT	9006	6500 Kelvin
HE9007LEDKIT	9007	6500 Kelvin
HE9012LEDKIT	9012	6500 Kelvin
HE880LEDKIT	880	6500 Kelvin
HE881LED	881	6500 Kelvin
HEH1LEDKIT	H1	6500 Kelvin
HEH3LEDKIT	H3	6500 Kelvin
HEH4LEDKIT	H4	6500 Kelvin
HEH7LEDKIT	H7	6500 Kelvin
HEH8LEDKIT	H8	6500 Kelvin
HEH10LEDKIT	H10	6500 Kelvin
HEH11LEDKIT	H11	6500 Kelvin
HEH13LEDKIT	H13	6500 Kelvin
HEH16LEDKIT	H16	6500 Kelvin
HEP13LEDKIT	P13	6500 Kelvin
HEPSX24LEDKIT	PSX24	6500 Kelvin
HEPSX26LEDKIT	PSX26	6500 Kelvin

CANBUS DECODERS



- For vehicles that have CANBUS systems that monitor headlights
- Stops the headlight from flashing
- Simple plug & play connections

HE9004DE	CANBUS Decoder for HE9004LED Kit
HE9005DE	CANBUS Decoder for HE9005LED Kit
HE9006DE	CANBUS Decoder for HE9006LED Kit
HE9007DE	CANBUS Decoder for HE9007LED Kit
HEH4DE	CANBUS Decoder for HEH4LED Kit
HEH7DE	CANBUS Decoder for HEH7LED Kit
HEH10DE	CANBUS Decoder for HEH10LED Kit
HEH11DE	CANBUS Decoder for HEH11LED Kit
HEH13DE	CANBUS Decoder for HEH13LED Kit

TRUCK TAILGATE LIGHT BARS

- Stop / Turn / Running Light / Reverse light LED light bar
- Pre-wired 4-pin trailer harness included for plug & play installation
- Reverse wire can be hardwired
- Sealed design prevents moisture & dust from entering
- Mounts with 3M double-sided tape - no drilling required



HTTLB48	48" Tailgate Light Bar
HTTLB60	60" Tailgate Light Bar

JEEP WRANGLER LED HEADLIGHTS & ACCESSORIES



HEPBHL701 7" LED Headlights

- Black Front Face
- Uses (2) 10W and (4) 5W CREE LEDs
- Lumens: 2000 Low / 3000 High
- DOT Approved For On-Road Use
- LED Color: 6500K
- H4 Connector
- HEH4H13DE H4 to H13 Adapter Included For Use In 2007+ Jeep Wranglers



HEPBHL702 7" LED Headlights w/Halo

- Black Front Face
- Uses (4) 10W CREE LEDs
- Halo Flashes Amber With Turn Signals
- Lumens: 2000 Low / 3000 High
- DOT Approved For On-Road Use
- LED Color: 6500K
- H4 Connector
- HEH4H13DE H4 to H13 Adapter Included For Use In 2007+ Jeep Wranglers



HEPBHL703 7" LED Headlights w/Partial Halo

- Black Front Face
- Uses (6) 10W CREE LEDs
- Halo Flashes Amber With Turn Signals
- Lumens: 2000 Low / 3000 High
- DOT Approved For On-Road Use
- LED Color: 6500K
- H4 Connector
- HEH4H13DE H4 to H13 Adapter Included For Use In 2007+ Jeep Wranglers



HEPBHL704 7" LED Headlights w/Partial Halo

- Black Front Face
- Uses (13) 5W Osram LEDs
- White Partial Angel Eye Halo
- Lumens: 841 Low / 1834 High
- DOT Approved For On-Road Use
- LED Color: 6500K
- H4 Connector
- HEH4H13DE H4 to H13 Adapter Included For Use In 2007+ Jeep Wranglers



HEJWBFL02 4" Fog Lights with Halo

- Black Front Face
- Uses (3) 10W CREE LEDs
- Lumens: 1200
- DOT Approved For On-Road Use
- LED Color: 6500K
- 9145 Connector With Pigtail
- 2010+ Wranglers Require HE-JWFLAH



HEJWFLAH Fog Light Adapter

- 9145 To 5202 Adapter For 2010+ Wrangler



HEJWTL01T LED Tail Lights with Transparent Lens

- Transparent Polycarbonate Lens
- Brake Light: (6) .5W LEDs
- Turn Signal: (14) 1W LEDs
- Running Light: (12) .2W LEDs
- DOT Approved For On-Road Use
- Plugs Into OEM Harness



HEJWTL01S LED Tail Lights with Smoke Lens

- Smoked Polycarbonate Lens
- Brake Light: (6) .5W LEDs
- Turn Signal: (14) 1W LEDs
- Running Light: (12) .2W LEDs
- DOT Approved For On-Road Use
- Plugs Into OEM Harness

POLARIS RZR LED HEADLIGHTS



MPSRZ1LEDH RZR Headlights w/ Halo DRL

- 2014-2016 RZR XP 1000 / RZR XP 4 1000
- 2016 RZR XP TURBO / RZR XP 4 TURBO
- 2015-2016 RZR 900
- 2016-2017 Polaris General 1000
- LED White Angel Eye
- 30w / 15w (6) Cree XTE LED Chip
- Die Cast Aluminum Housing



MPSRZ1RGB RZR Headlights w/ RGB Halo DRL

- 2014-2016 RZR XP 1000 / RZR XP 4 1000
- 2016 RZR XP TURBO / RZR XP 4 TURBO
- 2015-2016 RZR 900
- 2016-2017 Polaris General 1000
- 121 Different Flashing Modes
- Includes RGB Bluetooth App Controller
- 30w / 15w (6) Cree XTE LED Chip
- Die Cast Aluminum Housing

MOTORCYCLE LED HEADLIGHTS & ACCESSORIES



HEBHL701 7" Round

- Black Front Face
- Uses (2) 10W and (4) 5W CREE LEDs
- Lumens: 2000 Low / 3000 High
- DOT Approved For On-Road Use
- LED Color: 6500K
- H4 Connector



HESHL701 7" Round

- Silver Front Face
- Uses (2) 10W and (4) 5W CREE LEDs
- Lumens: 2000 Low / 3000 High
- DOT Approved For On-Road Use
- LED Color: 6500K
- H4 Connector



HEBHL702 7" Round with Halo

- Black Front Face
- Uses (4) 10W CREE LEDs
- Halo Connects To Running Lights
- Lumens: 2000 Low / 3000 High
- DOT Approved For On-Road Use
- LED Color: 6500K
- H4 Connector



HESHL702 7" Round with Halo

- Black Front Face
- Uses (4) 10W CREE LEDs
- Halo Connects To Running Lights
- Lumens: 2000 Low / 3000 High
- DOT Approved For On-Road Use
- LED Color: 6500K
- H4 Connector



HEBHL703 7" Round with Halo

- Black Front Face
- Uses (6) 10W CREE LEDs
- Partial Halo Connects To Running Lights
- Partial Halo Also Flashes In Amber
- Lumens: 2000 Low / 3000 High
- DOT Approved For On-Road Use
- LED Color: 6500K
- H4 Connector



HEBHL561 5.6" Round with Partial Halo

- Black Front Face
- Uses (8) 5W CREE LEDs
- Partial Halo Connects To Running Lights
- Lumens: 1350 Low / 1770 High
- DOT Approved For On-Road Use
- LED Color: 6500K
- H4 Connector



HEBHL562 5.6" Round

- Black Front Face
- Uses (8) 5W CREE LEDs
- Lumens: 1350 Low / 1770 High
- DOT Approved For On-Road Use
- LED Color: 6500K
- H4 Connector



HEBAL451 4.5" Auxiliary Pair

- Black Front Face
- Uses (6) 5W CREE LEDs
- Lumens: 1260
- DOT Approved For On-Road Use
- LED Color: 6500K
- 9145 Connector With Pigtail



HEBAL452 4.5" Auxiliary Pair with Halo

- Black Front Face
- Uses (6) 5W CREE LEDs
- Halo Connects To Running Lights
- Lumens: 1260
- DOT Approved For On-Road Use
- LED Color: 6500K
- 9145 Connector With Pigtail



HEH44PIN 4 Pin H4 Adapter

- Adapts H4 to 4 Pin Harley Connector



HEHB7 7" Retaining Ring

- Zinc Plated For Corrosion Resistance
- For 2013 & Older Harley Headlight Replacement



HERGHKB Dual 5.6" for 04-13 Road Glide

- Black Front Face
- Uses (9) 5W Osram LEDs
- Lumens: 2000 Low / 3500 High
- DOT Approved For On-Road Use
- LED Color: 6500K
- H4 Connector

ACCENT LIGHTING PODS - SURFACE MOUNT



HETL1 White
HETL1A Amber
HETL1B Blue
HETL1G Green
HETL1R Red

- 1.5" x 3" Auxiliary Lighting Pods
- 10VDC - 30VDC Operation
- White Uses (3) 5W CREE LEDs (15W)
- Color Uses (3) 3W CREE LEDs (9W)
- 120° Flood Beam Pattern
- Black Die Cast Aluminum Housing - IP68 Rated
- Polycarbonate Lens



HEML1 White
HEML1A Amber
HEML1B Blue
HEML1G Green
HEML1R Red

- 1.5" x 3" Surface Mount Auxiliary Lighting Pods
- 10VDC - 30VDC Operation
- White Uses (3) 5W CREE LEDs (15W)
- Color Uses (3) 3W CREE LEDs (9W)
- 120° Flood Beam Pattern
- White Die Cast Aluminum Housing - IP68 Rated
- Polycarbonate Lens



HETL1RGB RGB

- 1.5" x 3" Surface Mount Auxiliary Lighting Pods
- 10VDC - 30VDC Operation
- Uses (3) 3W CREE LEDs (9W)
- 120° Flood Beam Pattern
- Black Die Cast Aluminum Housing - IP68 Rated
- Polycarbonate Lens
- Requires HE-CBRGB WiFi Control Box & App, Or HEPTRGB Pigtail And Other Controller.



HEML1RGB RGB

- 1.5" x 3" Surface Mount Auxiliary Lighting Pods
- 10VDC - 30VDC Operation
- Uses (3) 3W CREE LEDs (9W)
- 120° Flood Beam Pattern
- White Die Cast Aluminum Housing - IP68 Rated
- Polycarbonate Lens
- Requires HE-CBRGB WiFi Control Box & App, Or HEPTRGB Pigtail And Other Controller.



HE4TLRGBK 4 RGB Pods

HE8TLRGBK 8 RGB Pods

- 1.5" x 3" Surface Mount Lighting Pods w/10' Cable
- 10 - 30V DC Operation
- (3) 3W CREE LEDs (9w Total) Per Pod
- Raw Lumens: 720
- 120° Flood Beam Pattern
- Black Die Cast Aluminum Housing & Polycarbonate Lens
- IP68 Certified
- Includes HE-CBRGB WiFi Control Box
- Compatible With Heise RGB App For Android and iOS

HECBRGB 8-Output RGB Control Box Sold Separately

HE4MLRGBK 4 RGB Pods

HE8MLRGBK 8 RGB Pods

- 1.5" x 3" Surface Mount Lighting Pods w/10' Cable
- 10 - 30V DC Operation
- (3) 3W CREE LEDs (9w Total) Per Pod
- Raw Lumens: 720
- 120° Flood Beam Pattern
- White Die Cast Aluminum Housing & Polycarbonate Lens
- IP68 Certified
- Includes HE-CBRGB WiFi Control Box
- Compatible With Heise RGB App For Android and iOS

HECBRGB 8-Output RGB Control Box Sold Separately

ACCENT LIGHTING POD ACCESSORIES



HEARB1 Angled Rubber Base
 Angled Rubber Base For HETL1/HEML1



HETL1DIV Half Dome Cover
 Half Dome Cover For HETL1/HEML1



HEEXTRGB 10' Extension Cable
 10' Extension Cable For RGB Accent Pods



HEPTRGB RGB Pigtail Adapter
Pigtail Adapter For RGB Accent Pods - Designed to wire RGB accent pods into any 4-wire positive anode RGB controller like the Heise HE-RGBC-1, HE-RGBSAC-1, HE-WFRGBC-1



HECBRGB RGB Control Box
8 Output Control Box For RGB Accent Pods - WiFi control (via Heise RGB App) of up to 8 RGB fixtures

ACCENT LIGHTING PODS - FLUSH MOUNT



HEFMML1 White

HEFMML1A Amber

HEFMML1B Blue

HEFMML1G Green

HEFMML1R Red

- 1.5" x 3" Flush Mount Auxiliary Lighting Pods
- 10VDC - 30VDC Operation
- White Uses (3) 5W CREE LEDs (15W)
- Color Uses (3) 3W CREE LEDs (9W)
- 120° Flood Beam Pattern
- White Die Cast Aluminum Housing - IP68 Rated
- Polycarbonate Lens

3W MINI ACCENT LIGHTS



HEBALW White

HEBALB Blue

HEBALR Red

HEBALY Yellow

HEBALG Green

HEBALPP Purple

- Black Aluminum Accent Light
- 3 Watt COB LED
- IP65 Rated
- Sold In Pairs



HESALW White

HESALB Blue

HESALR Red

HESALY Yellow

HESALG Green

HESALPP Purple

- Silver Aluminum Accent Light
- 3 Watt COB LED
- IP65 Rated
- Sold In Pairs

MARINE LED LIGHTING



HEMHCL3 3" LED Cube

- Uses 6 - 3W OSRAM LEDs
- Raw Lumens: 1440; Color Temp: 6000K
- 90° Flood Beam Pattern
- Aluminum Body w/Polycarbonate Lens
- IP68 Waterproof Rating
- 10VDC - 30VDC, 1.1A Current Draw
- Color Accent Caps Included (Blk, Blue, Red, Ylw)



HEMCL3 3" LED Cube

- Uses 6 - 3W CREE LEDs
- Raw Lumens: 1440; Color Temp: 6000K
- 90° Flood Beam Pattern
- Aluminum Body w/Polycarbonate Lens
- IP68 Waterproof Rating
- 10VDC - 30VDC, 1.2A Current Draw



HEMCL32PK 2 Light Kit

- Includes (2) HEMCL3 3" LED Cube Flood Lights
- Includes HEDLWH1 Dual Light Wiring Harness
- Uses 6 - 3W CREE LEDs
- Lumen Flux: 1,440
- 90° Flood Beam Pattern



HEMFMCL3 3" Flush Mount

- Uses 6 - 3W CREE LEDs
- Raw Lumens: 1440; Color Temp: 6000K
- 90° Flood Beam Pattern
- Aluminum Body w/Polycarbonate Lens
- IP68 Waterproof Rating
- 10VDC - 30VDC, 1.2A Current Draw



HECLLA Amber

HECLLBL Blue

- Protective Lens Cover Fits: HECL2, HECL3, HEMCL2, HEMCL3



HEMDR8 8" Dual Row Light Bar

- Uses 12 - 3W CREE LEDs, 1.9A Current Draw
- Raw Lumens: 2880; Color Temp: 6000K
- Combo Spot/Flood Beam Pattern

HEMDR14 14" Dual Row Light Bar

- Uses 24 - 3W CREE LEDs
- Raw Lumens: 5400; Color Temp: 6000K
- Combo Spot/Flood Beam Pattern
- Aluminum Body w/Polycarbonate Lens
- IP68 Waterproof Rating
- 10VDC - 30VDC



3528 COLOR LED STRIP LIGHTS

- Flexible water resistant strips highlight any installation
- LED strips are 8mm wide
- 3M Double sided tape provides a strong bond
- 60 3528 LEDs per meter
- 120 degree viewing angle
- Can be cut at every 3rd LED for custom length

5050 LED STRIP LIGHTS

- Flexible water resistant strips highlight any installation
- LED strips are 10mm wide
- 3M Double sided tape provides a strong bond
- 60 5050 LEDs per meter
- 120 degree viewing angle
- Can be cut at every 3rd LED for custom length



1 METER LED STRIPS (3.3')

HEA135	Amber
HEB135	Blue
HEG135	Green
HEPK135	Pink
HEPP135	Purple
HER135	Red
HEW135	White

1 METER LED STRIPS (3.3')

HA150	Amber
HB150	Blue
HG150	Green
HR150	Red
HW150	White

3 METER LED STRIPS (9.9')

HEB335	Blue
HEG335	Green
HEPP335	Purple
HER335	Red
HEW335	White

3 METER LED STRIPS (9.9')

HB350	Blue
HG350	Green
HPK350*	Pink
HPP350	Purple
HR350	Red
HW350	White

Available with black base...

HR335BLK	Red
----------	-----

5 METER LED STRIPS (16.4')

HEA535	Amber
HEB535	Blue
HEG535	Green
HEPP535	Purple
HER535	Red
HEW535	White

5 METER LED STRIPS (16.4')

HA550	Amber
HB550	Blue
HEB55068	Blue (IP68 Waterproof)
HG550	Green
HEG55068	Green (IP68 Waterproof)
HPK550	Pink
HPP550	Purple
HR550	Red
HER550	Red
HER55068	Red (IP68 Waterproof)
HW550	White
HEW550	White
HEW55068	White (IP68 Waterproof)
HEWW55068	Warm White (IP68)

MULTI COLOR LED STRIP LIGHTING



H5MRGB1

- 16 Different Selectable Colors
- 5 Meter Flexible LED Roll
- 5050 RGB LEDs - 60 Per Meter - 300 Total
- IP65 Rated Water Resistant Silicone Cover
- 3M Tape
- 10mm Wide & 2.5mm Thick
- 12VDC Operation, 4.5A Current Draw (5M)
- Able To Be Cut Every 3rd LED
- Control Unit Is Required

HERGBC1

- RGB Controller
- 8 Step Brightness, 16 Direct Color Choices
- Modes Include: Static Color, Flash, Strobe, Fade & Smooth

HEWFRGBC1

- WiFi RGB Controller
- For H5MRGB1 Lights
- Control From Anywhere As Long As WiFi Is Available, Uses MagicHome WiFi App

HERGBSAC1

- RGB Sound Activated Controller
- Connect Up To 3 H5MRGB1 Lights
- Sensitivity Adjustment
- IR Remote

HEPS10

- 12 Volt 10 A Power Supply
- For RGB Multi Strip Controllers

HERGBAMP1

Inline Amplifier for H5MRGB1 Series - Add After Each 5M Roll

HEQCRGB1

6" Solderless Quick Connect for H5MRGB1 Series - Cut to length, trim insulation, and snap shut!

HEECRGB1

6" Solderless Extension Cable for H5MRGB1 Series - Cut to length, trim insulation, and snap shut!

HECRGB1

6" Solderless Extension Cable for H5MRGB1 Series - Cut to length, trim insulation, and snap shut!

HEECRGB4PIN

Connector for H5MRGB1 to 4-Pin header - for use with HERGBAMP1 with cut sections of H5MRGB1

HERGBWIRE50-1

50' 4-Conductor RGB Wire for H5MRGB1 Series

SIDE VIEW LED STRIP LIGHTS

- 2 - 24" headlight strips in each kit
- Waterproof, designed to withstand the elements
- LED strips are 6mm wide
- 60 LEDs per light strip
- 3M Double sided tape provides a strong bond
- Can be cut at every 3rd LED for custom length



HEWSV

24" (x 2pcs) White Headlight Strips

HEASV

24" (x 2pcs) Amber Headlight Strips

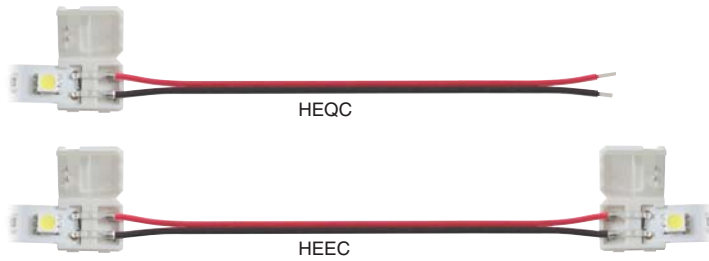
HEBSV

24" (x 2pcs) Blue Headlight Strips

HERSV

24" (x 2pcs) Red Headlight Strips

SINGLE COLOR LED STRIP LIGHT ACCESSORIES



HEQC	6" Solderless Quick Connect for 3528 Series - Cut to length, trim insulation, and snap shut!
HEQC5050	6" Solderless Quick Connect for 5050 Series - Cut to length, trim insulation, and snap shut!
HEEC	6" Solderless Extension Cable for 3528 Series - Cut to length, trim insulation, and snap shut!
HEEC5050	6" Solderless Extension Cable for 5050 Series - Cut to length, trim insulation, and snap shut!
HEPS2	12 Volt 2A Power Supply For Single Color Strips. Powers UP TO 5 Meter length, any combination.
HEAMP	Inline Amplifier For Single Color Strips. Add after each 5 Meter roll.
HEDIM	Inline Dimmer For Single Color Strips. Plugs right in!

1 METER ALUMINUM TRACK

- 1 Meter aluminum track for use with 3528 and 5050 LED strip lights
- Provides a decorative look and secure place to attach your LED strip lights
- Flush mount requires a 5/8" wide, 1/4" deep opening



Surface Mount Aluminum Track w/ Clear Lens	PART# HEATCL
Surface Mount Aluminum Track w/ Frosted Lens	PART# HEATFL
Flush Mount Aluminum Track w/ Clear Lens	PART# HEAFMTCL
Flush Mount Aluminum Track w/ Frosted Lens	PART# HEAFMTFL

FLEET SAFETY LIGHTING



HEMUSTRGRA Grill Strobe Kit - Amber

HEMUSTRGRW Grill Strobe Kit - White

- 12VDC Operation
- IP65 Rating
- 4 Bulbs, (8) 0.5 Watt LEDs Per Bulb
- 15 Patterns w/Memory - Wired Controller With On/Off and Pattern Control



HEMUSTRW LED Strobe Kit - White

- 12-24VDC Operation
- IP65 Rating
- 4 Bulbs, (8) 1 Watt LEDs Per Bulb
- 15 Patterns w/Memory - Wired Controller With On/Off and Pattern Control



HEMU47SLM Slim Light Bar - Amber

- 12-24VDC Operation
- IP65 Rated Aluminum Housing & Polycarbonate Lens
- (132) 3 Watt LEDs, White and Amber
- 25 Patterns w/Memory
- Wired Controller With Takedown, Alley, Traffic Advisor, Market Switches and Pattern Indicator
- Size: L: 47.25" W: 11.8" H: 3.6"

HEMU13MINI Amber Mini Light Bar

- 12-24VDC Operation
- IP65 Rated Polycarbonate Housing, Magnetic Mount
- (36) 3 Watt LEDs, White and Amber
- 15 Patterns w/Memory
- Power Outlet Adapter With On/Off And Pattern Control Switches
- Size: L: 12.9" W: 7.6" H: 3.0"

HEMU5BCON Amber Light Beacon

- 12-24VDC Operation
- IP65 Rated Polycarbonate Housing, Magnetic Or Permanent Mount
- (48) 2835 LEDs
- Strobe & Rotator Flash Patterns
- Power Outlet Adapter With On/Off And Pattern Control Switches
- Size: Diameter: 3.5" H: 4.6"



HEMUMRK4A 4 LED Marker Light - Amber



HEMUMRK4W 4 LED Marker Light - White

HEMUMRK6A 6 LED Marker Light - Amber

HEMUMRK6W 6 LED Marker Light - White

HEMUMRK6WA 6 LED Marker Light - White/Amber

- 12-24VDC Operation
- IP65 Rated Aluminum Housing & Polycarbonate Lens
- (4/6) 3 Watt LEDs
- Wiring For 16 Patterns (Can be synced with multiples of same model)



HEMULTE4A 4 LED Marker Light - Amber



HEMULTE4W 4 LED Marker Light - White

HEMULTE6A 6 LED Marker Light - Amber

HEMULTE6W 6 LED Marker Light - White

HEMULTE6WA 6 LED Marker Light - White/Amber

- 12-24VDC Operation
- IP65 Rated Aluminum Housing & Polycarbonate Lens
- (4/6) 1.5 Watt LEDs
- Wiring For 16 Patterns (Can be synced with multiples of same model)



HEMULH4A 4 LED Marker Light - Amber

HEMULH4W 4 LED Marker Light - White

- 12-24VDC Operation
- IP65 Rated Aluminum Housing & Polycarbonate Lens
- (4) 3 Watt LEDs
- Wiring For 16 Patterns (Can be synced with multiples of same model)



HEMUGRL6A 6 LED Grill Marker - Amber

HEMUGRL6W 6 LED Grill Marker - White

HEMUGRL6WA 6 LED Grill Marker - White/Amber

- 12-24VDC Operation
- IP65 Rated Aluminum Housing & Polycarbonate Lens
- (6) 1 Watt LEDs
- Wiring For 16 Patterns (Can be synced with multiples of same model)