

**2.4 - 2.5 GHz  
PARABOLIC SUBSCRIBER ANTENNAS**

- Lightweight Rugged Design
- Low Windload
- Easily Installed
- Type N Female Connector
- Standard Mount For 1" - 4.5" Pipe
- Azimuth & Elevation Adjustment
- 2.4-2.5 GHz
- 21.3 dBi Gain
- Beamwidth -3dB: 14°



**SP2-2.4**

**5.250 - 5.850 GHz  
PARABOLIC SUBSCRIBER ANTENNAS**

- Lightweight Rugged Design
- Easily Installed
- Type N Female Connector
- Standard Mount For 1" - 4.5" Pipe
- Azimuth & Elevation Adjustment
- 5.25-5.85 GHz
- 31.2 dBi Gain
- Beamwidth -3dB: 4.2°



**SP3-5.2**

**5.250 - 5.850 GHz  
PARABOLIC SUBSCRIBER ANTENNAS**

- Lightweight Rugged Design
- Easily Installed
- Type N Female Connector
- Standard Mount For 1" - 4.5" Pipe
- Azimuth & Elevation Adjustment
- 5.25-5.85 GHz
- 34.6 dBi Gain
- Beamwidth -3dB: 3.4°



**SP4-5.2**

**SPD4-5.2** DUAL POLARITY

**3.4 - 3.6 GHz STANDARD PERFORMANCE  
PARABOLIC SUBSCRIBER ANTENNAS**

- Lightweight Rugged Design
- Low Windload
- Easily Installed
- Type N Female Connector
- Standard Mount For 1" - 4.5" Pipe
- Azimuth & Elevation Adjustment
- 3.4-3.6 GHz
- 24.2 dBi Gain
- Beamwidth -3dB: 10°



**SP2-3.5**

**DUAL BAND  
PARABOLIC SUBSCRIBER ANTENNAS**


- Lightweight Rugged Design
- Low Windload
- Easily Installed
- Type N Female Connector
- Standard Mount For 1" - 4.5" Pipe
- Azimuth & Elevation Adjustment
- 2.4-2.5 GHz & 5.725-5.85 GHz
- 24.1 / 31.4 dBi Gain
- Beamwidth -3dB: 9.5° / 4°



**SP3-2/5**

**5.25 - 5.85 GHz  
LOW PROFILE FLAT PANEL ANTENNA**

- Lightweight Rugged Design
- Low Windload
- Easily Installed
- Type N Female Connector
- Standard Mount For 1" - 2.5" Pipe
- Broadband 5.25-5.85 GHz
- Plane Polarized



**FP1-5-24** 23.6dBi -3dB 9°

**FPD1-5-24** DUAL POLARITY

**5.250 - 5.850 GHz  
PARABOLIC SUBSCRIBER ANTENNAS**

- Lightweight Rugged Design
- Easily Installed
- Type N Female Connector
- Standard Mount For 1" - 4.5" Pipe
- Azimuth & Elevation Adjustment
- 5.25-5.85 GHz
- 28 dBi Gain
- Beamwidth -3dB: 6.2°



**SP2-5.2**

**SPD2-5.2** DUAL POLARITY

**2.4 - 2.5 GHz  
PARABOLIC SUBSCRIBER ANTENNAS**

- Lightweight Rugged Design
- Low Windload
- Easily Installed
- Type N Female Connector
- Standard Mount For 1" - 4.5" Pipe
- Azimuth & Elevation Adjustment
- 2.4-2.7 GHz
- 27.2 dBi Gain
- Beamwidth -3dB: 7.3°



**SP4-2.4**

**RD SERIES**

- Factory Installed
- Reduces Wind Loading
- Paintable UV Inhibited ABS Construction




**RD2** 2' Molded Radome

**RD3** 3' Molded Radome


**RD4** 4' Molded Radome

**RD6** 6' Molded Radome




**Y42700WB**

700-2800 MHz 8 dBD WB Yagi w/N-Female



**CMTY6687D-745**

745-960MHz 10dB LTE Yagi, N-Female Connector



(Shown vertically polarized)

**TY-900**

Kathrein-Scala TY Series Broadband Yagi. 890-960MHz, 12dBi Gain, N-Female Connector